













SERIES FEATURES

-  Motors powered by 230V
-  Multi-decoding open collector
-  Magnetic encoder control
-  Opening and closing deceleration system
-  Built-in programmer
-  Self-learning
-  Bluetooth compatible
-  Master - Slave setting

PRODUCT FEATURES

-  Maximum gate weight 600kg
-  Residential housing

Characteristics SLEVO SERIES

230V self-programming automation for residential and industrial sliding gates up to 1200kg

Electromechanical gear motors suitable for gate positioning control and safety system management. Ideal for residential/industrial sliding gates powered by 230V.

Powerful, rapid and controlled by state of the art electronics, the unit is fitted with a powerful direct current motor backed up by a finely tuned double gear kinematic system which reduces the stress on the motor and structure caused by the movement of gates.

The reduction unit stator is made of die cast aluminium and contains a never ending screw and double reduction lubricated with grease.

Installation, on a robust and rust proof base, is possible on any structure and the unit may be fitted both to the right as well as to the left of the passageway.

The use of direct current motors increases the performance, guarantees high efficiency, long life and silent running.

The integrated programmer allows encoder-controlled gate positioning and self-programming thus reducing installation times to a minimum and optimising the programming procedure.

Gate repositioning takes place automatically whenever foreign objects get in the way of the gate as it is moving. The electronic control unit is completed by the anti-crush and "soft start" and "soft stop" functions.

Compatible with the INTPRG-3G/WF system that allows the system parameters to be controlled and programmed remotely.

Open collector

The product range is factory set for the insertion of an open collector receiver card that guarantees compatibility with all the radio control series available in the Cardin catalogue.

Product features SLEVO600

Electromechanica gear motor powered by 230V

Grease lubrication. For residential sliding gates up to 600kg.

For residential/industrial sliding gates up to 1200kg. Complete with encoder, magnetic limits, electronic brake and a built-in control unit. Constant performance over time and in any condition thanks to reduced wear&tear and the possibility to maintain the oil at the ideal temperature.

The appliance is fitted with a safe and secure key-operated manual release system protected by a plastic access door.

Max. drag speed 10 m/min.

Double 8,2kΩ inputs for connecting safety edges.



> ULTIMATE CARDIN App

GENERAL CHARACTERISTICS

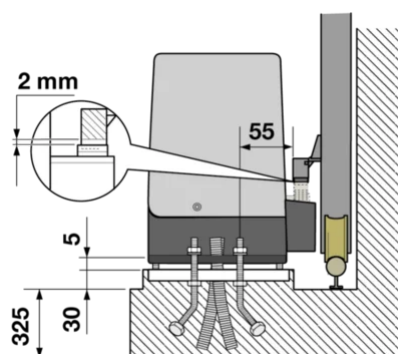
Single phase mains power supply 50/60Hz	Vac	230
Power input	W	400
Nominal electrical input	A	1.8
Maximum motor power yield	W	800
Nominal electrical input motor	A	3.4
Duty cycle	%	40
Drag speed	m/min	10
Torque max.	Nm	21
Operating temperature range	°C	-20...+55
Protection grade	IP	44
Insulation class	Cls	II

CONNECTIVITY

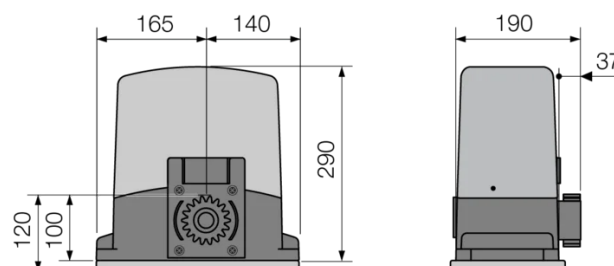
Optional slot-in receiver card

OC2

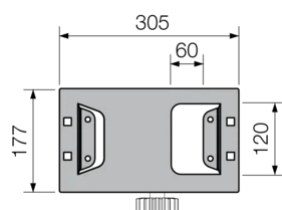
POSITIONING THE UNIT



OVERALL DIMENSIONS



FASTENING BASE



> ULTIMATE CARDIN App